













KIRF Target 15 - I know the multiplication and division facts for the 4 times table.

4 times table

- 1 x 4 = 4
- 2 x 4 = 8
- 3 x 4 = 12
- 4 x 4 = 16
- 5 x 4 = 20
- 6 x 4 = 24
- 7 x 4 = 28
- 8 x 4 = 32
- 9 x 4 = 36
- 10 x 4 = 40
- 11 x 4 = 44
- 12 x 4 = 48

Arrays

 1 x 4 = 4	 6 x 4 = 24
 2 x 4 = 8	 7 x 4 = 28
 3 x 4 = 12	 8 x 4 = 32
 4 x 4 = 16	 9 x 4 = 36
 5 x 4 = 20	 10 x 4 = 40

- 4 ÷ 4 = 1 28 ÷ 4 = 7
- 8 ÷ 4 = 2 32 ÷ 4 = 8
- 12 ÷ 4 = 3 36 ÷ 4 = 9
- 16 ÷ 4 = 4 40 ÷ 4 = 10
- 20 ÷ 4 = 5
- 24 ÷ 4 = 6



Practise your times tables using the different game modes on Times Tables Rock Stars

How can my parents help at home?

When learning key recall facts it is important to do so little but often. Your child should already be confident in solving their x2, x3, x5 and x10 tables. This term they will be focusing on their x4 tables and division facts. Please encourage your child to access TTRS regularly.

There will be activities related to this key fact uploaded onto your year group's Google classroom page. These will include worksheets and websites.

Vocabulary

What is 4 multiplied by 8?

What is 4 times 10?

What is 24 divided by 4?

How many 4s are there in 36?