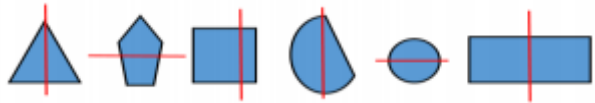
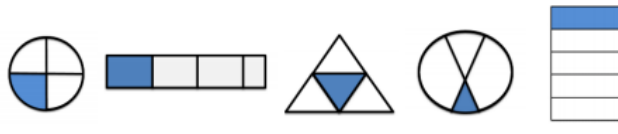


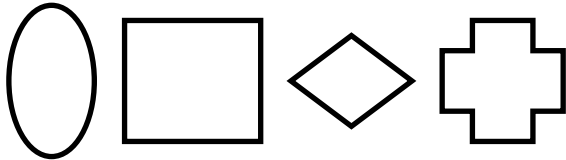
KIRF Target 5 - I can find a half and a quarter.



Which shapes are split in half?



Which shapes show quarters?



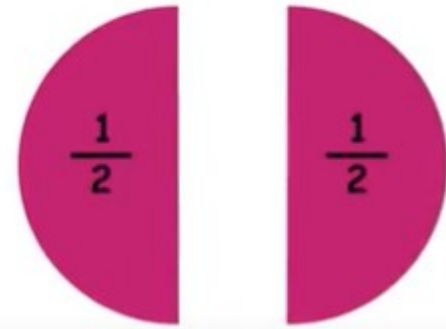
Can you shade a quarter of the shape?

Match the halves to make 5 complete shapes.

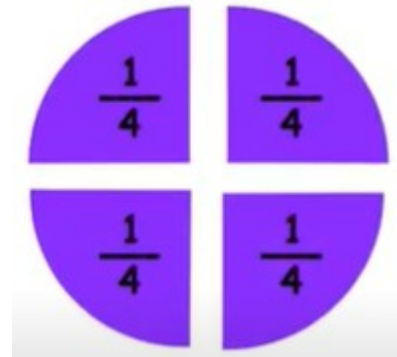


There are ___ beads.

Half of ___ is ___



When we split something into two equal parts, we have made two halves. If we want to make a whole, we need two halves.



When we split something into four equal parts, we have made four quarters. If we want to make a whole, we need four quarters.

How can my parents help at home?

When learning key recall facts it is important to do so little but often. Learning about fractions starts with finding fractions of shapes but it's important to look at fractions of objects, lengths and quantities too. This KIRF fact should focus on your child's ability to recognise whether something is split in half or quarters, and their ability to split an object or shape into halves or quarters.

There will be activities related to this key fact uploaded onto your Google classroom page. These will include worksheets and websites. Try doing some of these at home.

Vocabulary

Can you cut the cake in **half**?

Which shape is split into **halves**?

Can you find a **quarter** of the sweets?